

# Full Mortise Hinges



## Plain Bearing • Standard Weight • Template

For use on Medium Weight Doors or Doors Requiring Low Frequency Service

**700**

Steel with steel pin ANSI A8133



**800**

Brass with stainless steel pin ANSI A2133

Stainless Steel with stainless steel pin ANSI A5133

Three knuckle non-rising removable pin with concealed pin and plug. Identical in appearance to Tri-Con bearing hinges except "AB" does not appear on leaf under Hager trademark. Specify screw requirements.

**LIFETIME  
TRI-CON  
WARRANTY**



For Hospital type prefix "HT" to catalog number

Hinge Size		Gauge of metal	Number of holes	Screw Size		Quantity		Avg weight per case (lbs)	
Inches	Millimeters			Machine	Wood	Box	Case	Steel/SSSteel	Brass
3½ x 3½	89 x 89	0.119	6	½ x 10-24	1 x 9	2 each	100 each	66	72
4 x 4	102 x 102	0.129	8	½ x 12-24	1¼ x 12	3 each	48 each	43	47
4½ x 4	114 x 102	0.134	8	½ x 12-24	1¼ x 12	3 each	48 each	55	60
4½ x 4½	114 x 114	0.134	8	½ x 12-24	1¼ x 12	3 each	48 each	55	60
5 x 4	127 x 102	0.145	8	½ x 12-24	1½ x 12	3 each	24 each	37	40
5 x 4½	127 x 114	0.145	8	½ x 12-24	1½ x 12	3 each	24 each	37	40
5 x 5	127 x 127	0.145	8	½ x 12-24	1½ x 12	3 each	24 each	37	40

## Concealed Bearing • Standard Weight • Template

For use on Medium Weight Doors or Doors Requiring Medium Frequency Service

**AB700**

Steel with steel pin ANSI A8112

**AB800**

Brass with stainless steel pin ANSI A2112



Stainless Steel with stainless steel pin ANSI A5112

Three knuckle with concealed hinge bearings, non-rising removable pin, concealed pin head and plug. Specify screw requirements.

AB800 is available in the new SecureCoat Lifetime Finish in Bright Brass! Specify US3SC when ordering.

Contact Hager Engineering for special applications.

**LIFETIME  
TRI-CON  
WARRANTY**



For Hospital type prefix "HT" to catalog number

Hinge Size		Gauge of metal	Number of holes	Screw Size		Quantity		Avg weight per case (lbs)	
Inches	Millimeters			Machine	Wood	Box	Case	Steel/SSSteel	Brass
3½ x 3½	89 x 89	0.119	6	½ x 10-24	1 x 9	2 each	100 each	66	72
4 x 4	102 x 102	0.129	8	½ x 12-24	1¼ x 12	3 each	48 each	43	47
4½ x 4	114 x 102	0.134	8	½ x 12-24	1¼ x 12	3 each	48 each	55	60
4½ x 4½	114 x 114	0.134	8	½ x 12-24	1¼ x 12	3 each	48 each	55	60
5 x 4	127 x 102	0.145	8	½ x 12-24	1½ x 12	3 each	24 each	37	40
5 x 4½	127 x 114	0.145	8	½ x 12-24	1½ x 12	3 each	24 each	37	40
5 x 5	127 x 127	0.145	8	½ x 12-24	1½ x 12	3 each	24 each	37	40

## Concealed Bearing • Standard Weight • Template • Wide Throw

For use on Medium Weight Doors or Doors Requiring Medium Frequency Service

**AB700 - Wide Throw**

Steel with steel pin ANSI A8112


**AB800 - Wide Throw**

Brass with stainless steel pin ANSI A2112

Stainless Steel with stainless steel pin ANSI A5112

Three knuckle with concealed hinge bearings, non-rising removable pin, concealed pin head and plug. Specify screw requirements.

**LIFETIME  
TRI-CON  
WARRANTY**



Hinge Size		Gauge of metal	Number of holes	Screw Size		Quantity		Avg weight per case (lbs)	
Inches	Millimeters			Machine	Wood	Box	Case	Steel/SSSteel	Brass
4½ x 5	114 x 127	0.134	8	½ x 12-24	1¼ x 12	3 each	24 each	42	47
4½ x 6	114 x 152	0.134	8	½ x 12-24	1¼ x 12	3 each	24 each	42	47
4½ x 7	114 x 178	0.134	8	½ x 12-24	1¼ x 12	3 each	24 each	42	47
4½ x 8	114 x 203	0.134	8	½ x 12-24	1¼ x 12	3 each	24 each	42	47
5 x 6	127 x 152	0.145	8	½ x 12-24	1¼ x 12	3 each	12 each	27	29
5 x 7	127 x 178	0.145	8	½ x 12-24	1¼ x 12	3 each	12 each	27	29
5 x 8	127 x 203	0.145	8	½ x 12-24	1¼ x 12	3 each	12 each	27	29

Hinge testing conforms to ANSI A156.1. Furnished with screw hole locations that conform to standards approved by ANSI A156.7.

**VISIT US AT: [WWW.HAGERCO.COM](http://WWW.HAGERCO.COM)**

**A1**

**"THE FIRST FAMILY OF SUPERIOR HARDWARE"**

rev. 7/02