

Door Trim and Auxiliary



Cast Floor Stop and Holder

Meets ANSI A156.16 for L01371

268F

2 1/4" (57 mm) Diameter Base

3 5/16" (84 mm) Projection

13/16" x 1 1/2" (21 mm x 38 mm) Keeper

Material: Cast Brass

Finishes: US3, US10, US10B, US15A, US19, US26, and US26D only.


Fasteners	Quantity	
	Box	Case
5/16" threaded stud & anchor, wood screw & anchor	5 each	50 each

268S

Meets ANSI A156.16 for L01361

Same as 268F except:

Fasteners	Quantity	
	Box	Case
#10 OH tapping screws (surface screw mounting)	5 each	50 each



Heavy Duty Floor Stop

Exceeds the criteria set forth for a 300 pound impact test (Report #91-04-01646)

269F

2" (51 mm) Bumper Diameter

1 3/4" (45 mm) Bumper Height


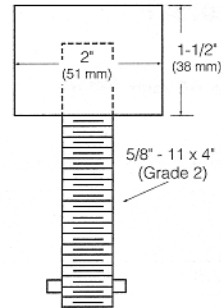
5/8"-11 x 4" steel bolt

Material: 70 durometer, fire resistant bumper.

Finishes: US2C, US4 only.

Installation requires 1" (25 mm) round x 2 1/2" (64 mm) deep hole in floor & attachment with special grout by others.

Quantity	
Box	Case
5 each	50 each



Cast Door Holder

Meets ANSI A156.16 for L71382

270C

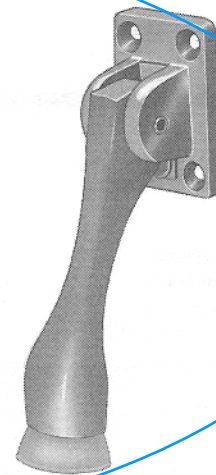
1 7/16" x 2 1/8" (37 mm x 54 mm) Base

4 1/8" (105 mm) Arm

Material: Cast Iron

Finishes: S1 (ALUM), S2 (BRASS), and S3 (BRONZE) only.

Fasteners	Quantity	
	Box	Case
#8 x 3/4" FH tapping screws	5 each	50 each



PH. 1-800-325-9995 or 1-314-772-4400 • Fax 1-800-782-0149 or 1-314-772-0744

F19

"THE FIRST FAMILY OF SUPERIOR HARDWARE"

rev. 7/02