


Fire-Rated Models

UL Fire-Rated for 3 hours



7240


Faceplate:
1-1/4" x 4-7/8"
Case: 1" x 3-3/8" x 1-5/8"
Strike Opening:
5/8" x 1-7/16" x 1/2"

7270

Faceplate:
1-1/4" x 4-7/8"
Case: 1" x 3-3/8" x 1-25/32"
Strike Opening:
3/4" x 1-7/16" x 3/4"

7200 Series


VOLTAGE
Available in a range of AC and DC. DC and AC Continuous units are silent, AC Intermittent units "buzz" on operation. The unit must be supplied with the rated voltage when being operated. This means proper gauge wire for its length of run and a transformer with at least 20 VA output.



7900

Case:
2-3/4" x 3-3/8" x 1-9/16"
Cover plate and strike opening vary with make and handing of mortise latch.

7300 SERIES



Adams Rite introduces our ultra-compact 7300 Series, the latest addition to our family of electric strikes. Designed for those applications where space behind the jamb is tight, our 7300 strikes are easy to install, strong and secure.

7300

Face Plate:
1-1/4" x 4-7/8"
Case:
1-3/16" x 3-3/8" x 1-1/8"
Strike Opening:
5/8" x 1-7/16" x 1/2"

7310

Face Plate:
1-7/16" x 7-15/16"
Case:
1-3/16" x 3-3/8" x 1-1/8"
Strike Opening:
5/8" x 1-7/16" x 1/2"

7330

Face Plate:
1-1/4" x 6-7/8"
Case:
1-3/16" x 3-3/8" x 1-1/8"
Strike Opening:
5/8" x 1-7/16" x 1/2"

7340


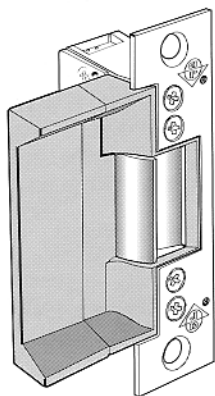
Face Plate:
1-1/4" x 4-7/8"
Case:
1-3/16" x 3-3/8" x 1-1/8"
Strike Opening:
5/8" x 1-7/16" x 1/2"

OPTIONS & ACCESSORIES

Lip Extensions

7100 Series

For centerhung doors, thick doors, or other conditions that vary from the "standard". By punching out or drilling holes in the standard lip, the lip extensions can be added in the field. Lip extensions are available in different widths.



Monitor Switches

Monitoring strikes enable the operator to get a visual or audible signal of the strike's condition. Two sensor switches are added to the strike, allowing for a variety of configurations for different requirements.

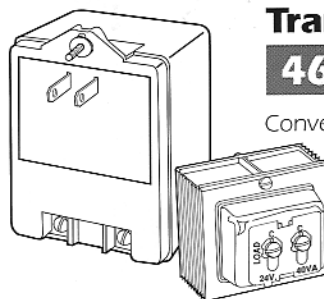
Transformer

4605/4606

Converts 115VAC current to 24VAC.

Model 4606 plugs into a standard wall outlet.

Model 4605 can be mounted to a standard electrical junction box.



Rectifier

4603

Converts low voltage AC current to DC of same voltage (e.g., 24VAC to 24 VDC).

